



TTI
SUCCESS
INSIGHTS®

Talent Insights®

Gap Report

Samuel Sample

VP of Samples

TTI

8-19-2021

Table of Contents



Introduction	3
Primary Driving Forces Cluster	4
Situational Driving Forces Cluster	5
Indifferent Driving Forces Cluster	6
Driving Forces Graph	7
Behavioral Hierarchy	8
Workplace Behaviors®	11
Behavioral Continuum	12
The Success Insights® Wheel	13
Comparison Analysis - <i>For Consulting and Coaching</i>	14

Introduction



Long-term superior performance is directly related to job fit. Job fit, in simple terms, is having the talent that the job requires.

Most people match some, but not necessarily all, job requirements. When this happens, we have a gap. The gap is nothing more than an area for development.

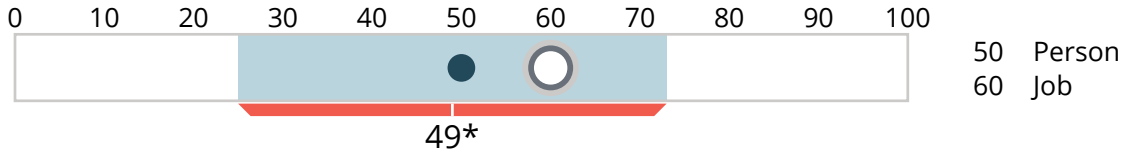
This report makes it easy for both manager and subordinate to discuss and develop a plan for personalized development.

Primary Driving Forces Cluster

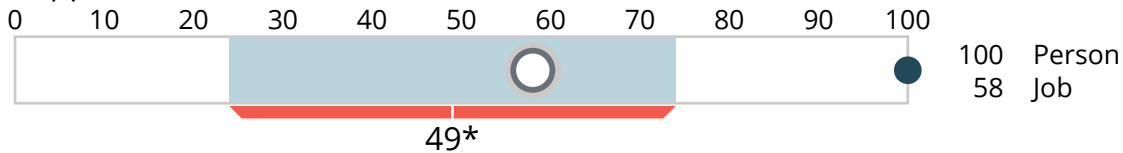


These graphs are based on the hierarchy of the job benchmark's driving forces in descending order from highest provided by the job to the lowest. Gaps may point to areas in the job that do not align with the persons driving forces.

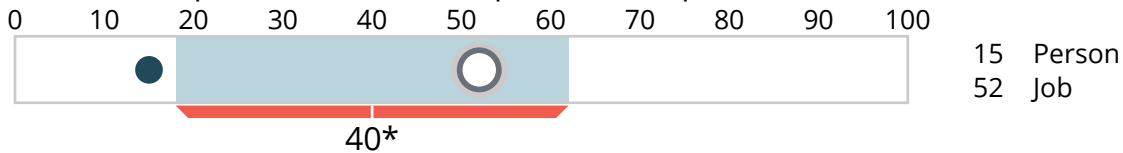
1. Commanding - People who are driven by status, recognition and control over personal freedom.



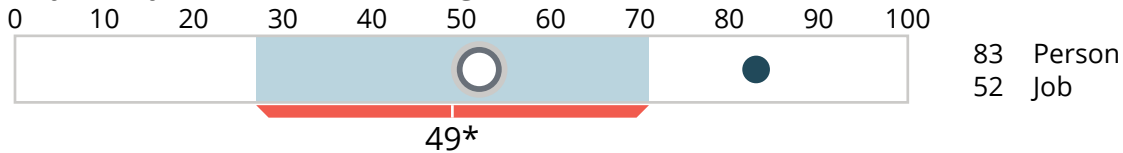
2. Intentional - People who are driven to assist others for a specific purpose, not just for the sake of being helpful or supportive.



3. Selfless - People who are driven by completing tasks for the sake of completion, with little expectation of personal return.



4. Objective - People who are driven by the functionality and objectivity of their surroundings.



○ - Job ● - Person

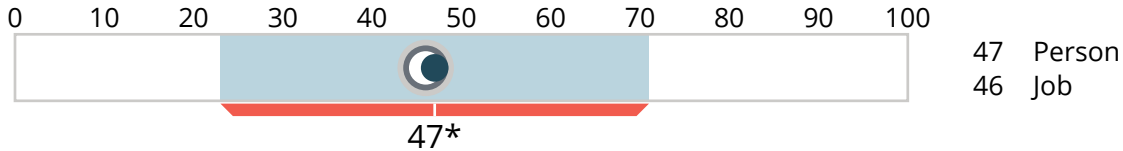
* 68% of the population falls within the shaded area.

Situational Driving Forces Cluster

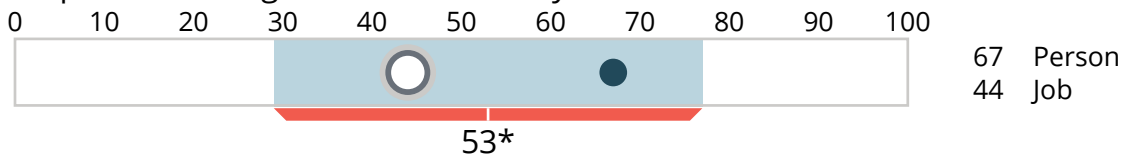


These graphs are based on the hierarchy of the job benchmark's driving forces in descending order from highest provided by the job to the lowest. Gaps may point to areas in the job that do not align with the persons driving forces.


5. Receptive - People who are driven by new ideas, methods and opportunities that fall outside a defined system for living.



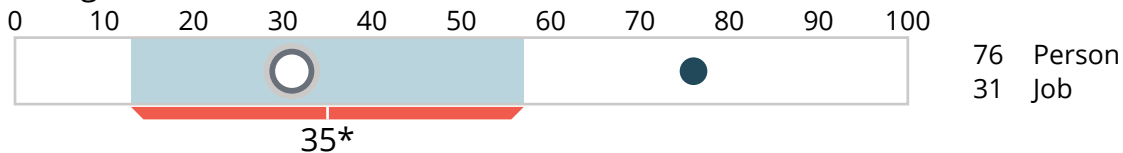
6. Intellectual - People who are driven by opportunities to learn, acquire knowledge and the discovery of truth.



7. Instinctive - People who are driven by utilizing past experiences, intuition and seeking specific knowledge when necessary.



8. Collaborative - People who are driven by being in a supporting role and contributing with little need for individual recognition.



○ - Job ● - Person

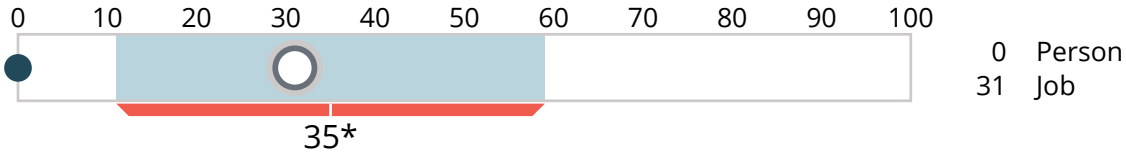
* 68% of the population falls within the shaded area.

Indifferent Driving Forces Cluster

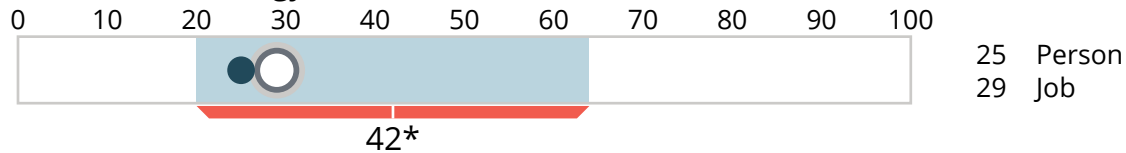


These graphs are based on the hierarchy of the job benchmark's driving forces in descending order from highest provided by the job to the lowest. Gaps may point to areas in the job that do not align with the persons driving forces.

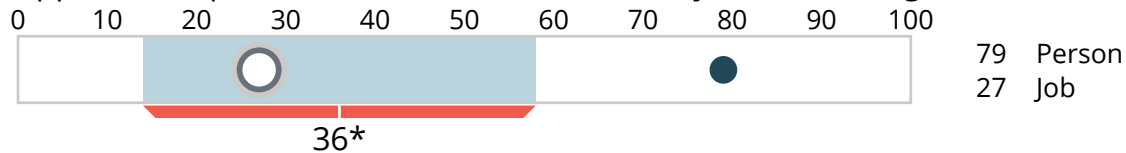
9. Altruistic - People who are driven to assist others for the satisfaction of being helpful or supportive.



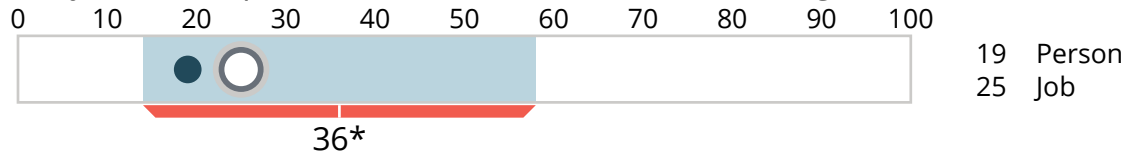
10. Resourceful - People who are driven by practical results, maximizing both efficiency and returns for their investments of time, talent, energy and resources.



11. Structured - People who are driven by traditional approaches, proven methods and a defined system for living.



12. Harmonious - People who are driven by the experience, subjective viewpoints and balance in their surroundings.



○ - Job ● - Person

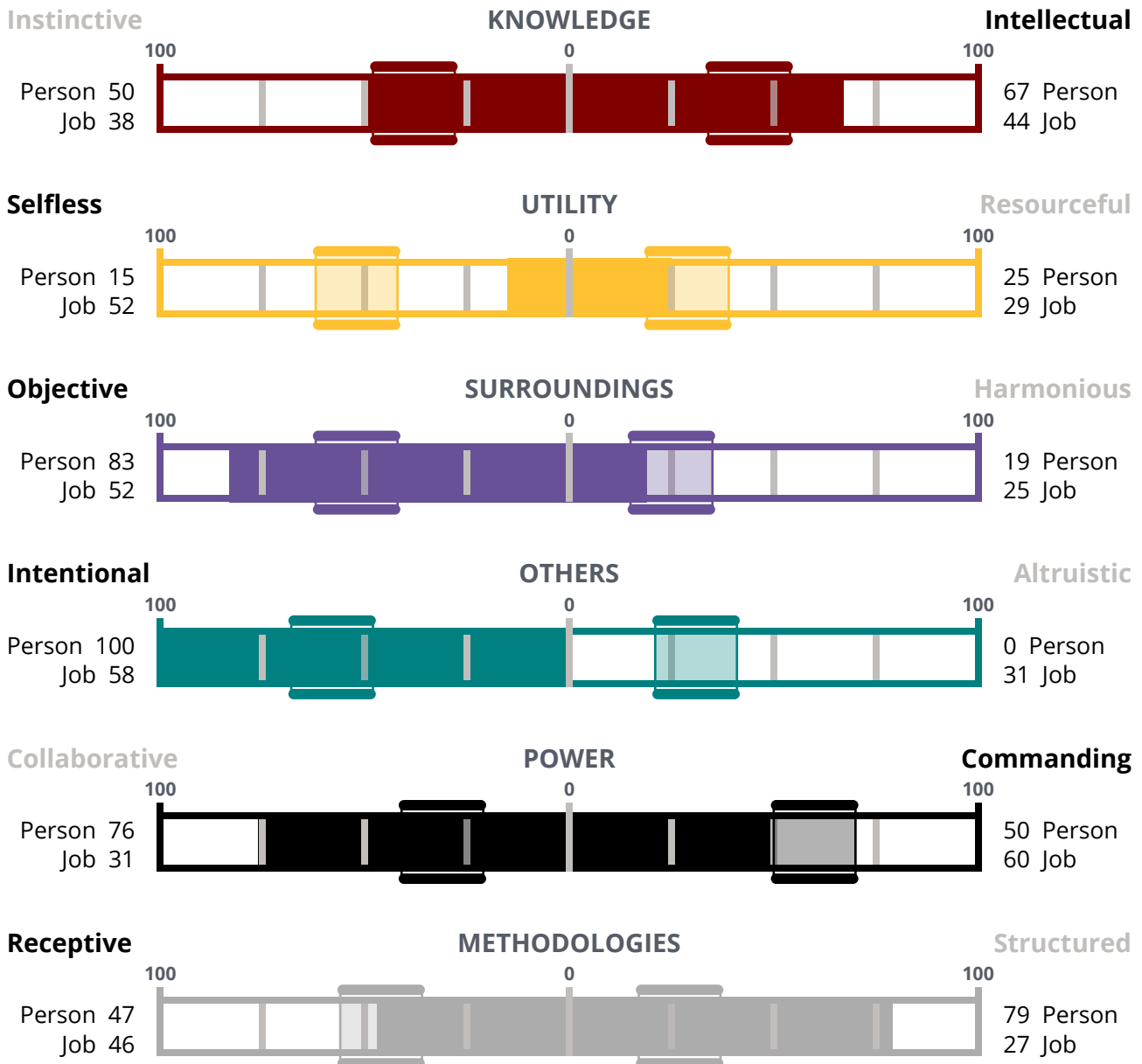
* 68% of the population falls within the shaded area.


Driving Forces Graph

Samuel Sample



The following graph is designed as a visual comparison between the position and the applicant for each of the 12 Driving Forces. The highlighted area denotes the position-related Driving Forces score. The applicant's score is denoted by the darker, solid line for each driver. The closer the applicant's score aligns to the position's score, the more engaged the applicant will be in the position.



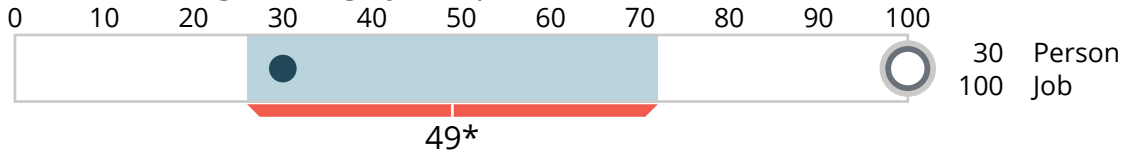
 Job Range (20 point range)

Behavioral Hierarchy

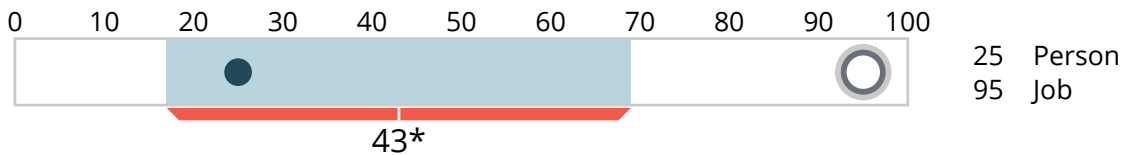


This section is designed to give a visual understanding of the behavioral traits demanded of the job and the natural behavioral style(s) of the individual(s). The graphs are in descending order from the highest rated behavioral traits required by the job to the lowest. In comparing the results in this section, it is important to note how gaps may indicate a level of stress that could be created when a person is forced to adapt behavior that is not his/her natural style.

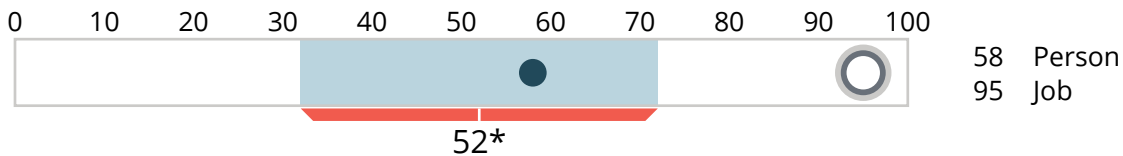
1. Competitive - The job requires assertiveness and a "will to win" in dealing with highly competitive situations.



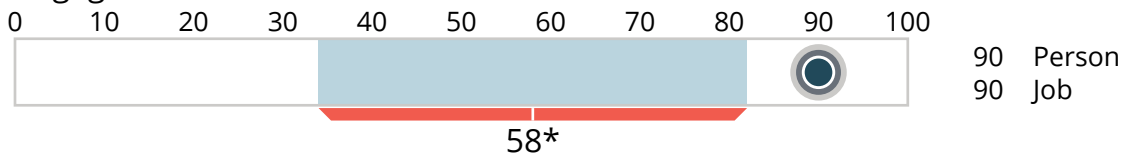
2. Urgency - The job requires decisiveness, quick response, and fast action.



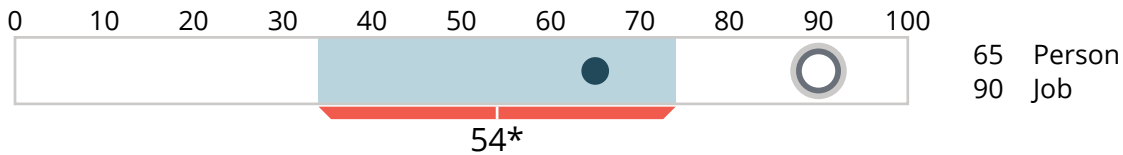
3. Frequent Change - The job requires rapid shifts between tasks.



4. Interaction - The job requires frequent communication and engagement with others.



5. Versatile - The job requires adapting to various situations with ease.



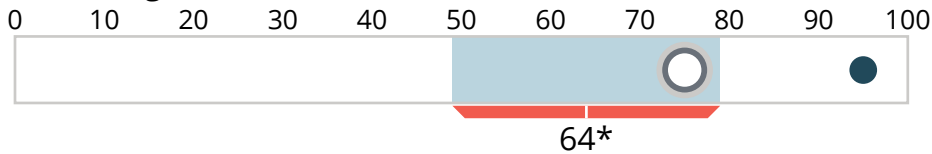
○ - Job ● - Person

* 68% of the population falls within the shaded area.

Behavioral Hierarchy



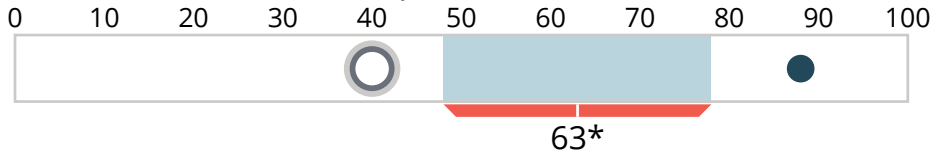
6. People-Oriented - The job requires building rapport with a wide range of individuals.



95 Person
75 Job

64*

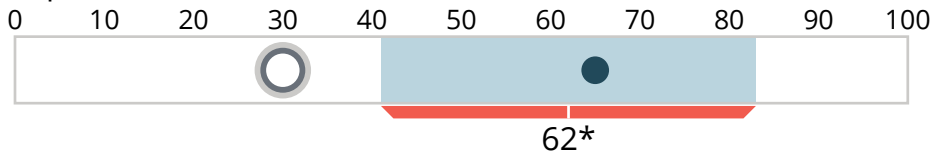
7. Customer-Oriented - The job requires identification and fulfillment of customer expectations.



88 Person
40 Job

63*

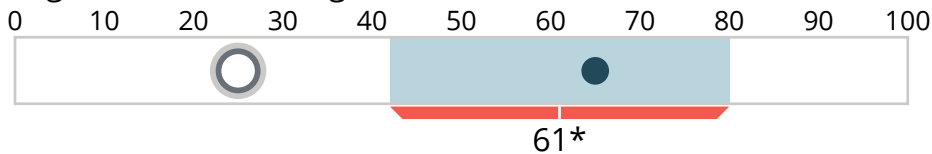
8. Consistent - The job requires predictable performance in repetitive situations.



65 Person
30 Job

62*

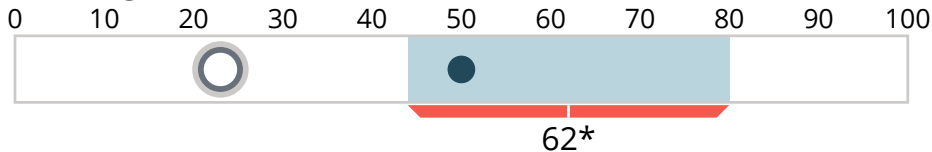
9. Following Policy - The job requires adhering to rules, regulations or existing methods.



65 Person
25 Job

61*

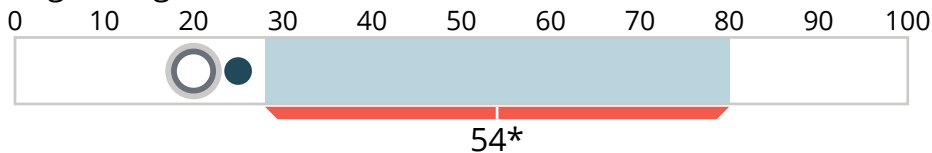
10. Persistence - The job requires finishing tasks despite challenges or resistance.



50 Person
23 Job

62*

11. Analysis - The job requires compiling, confirming, and organizing information.



25 Person
20 Job

54*

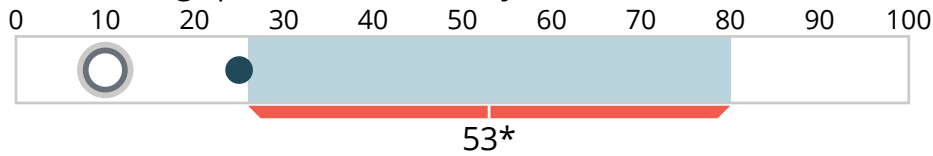
○ - Job ● - Person

* 68% of the population falls within the shaded area.

Behavioral Hierarchy



12. Organized Workplace - The job requires establishing and maintaining specific order in daily activities.



25 Person
10 Job

○ - Job ● - Person

* 68% of the population falls within the shaded area.
WB: 94-86-18-10 (12)

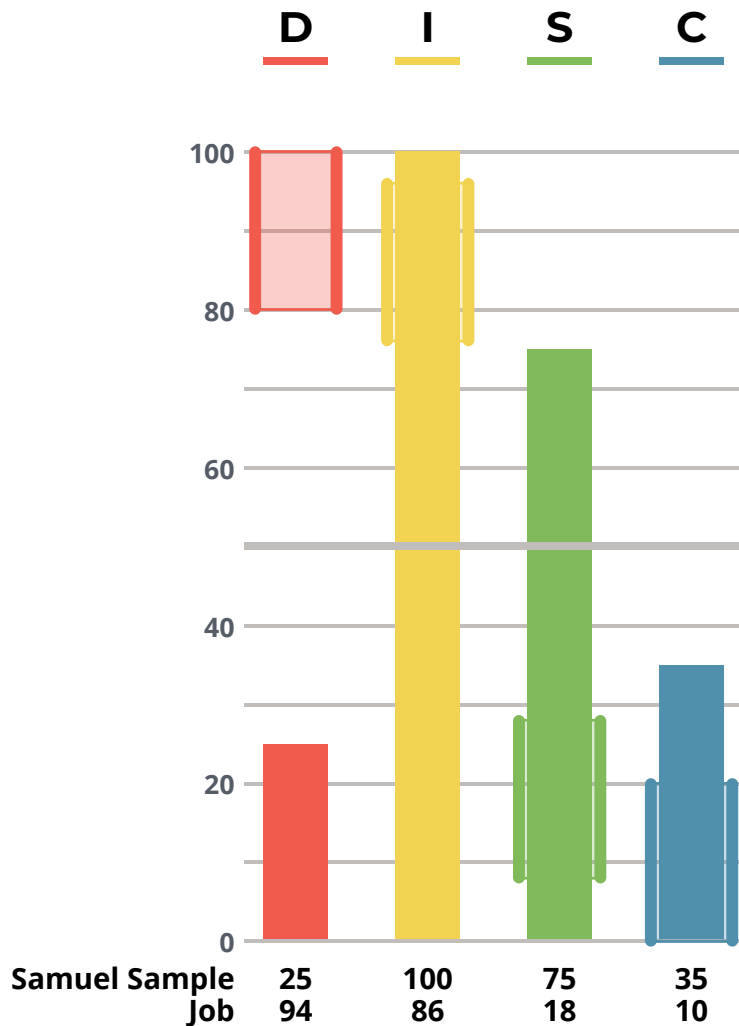
SIA: 33-83-45-55 (58) SIN: 25-100-75-35 (15)


Workplace Behaviors®



Samuel Sample

The following graph is designed as a visual comparison between the position and the applicant for each behavioral factor. The highlighted area denotes the position-related score for each behavioral factor. The applicant's score is denoted by the darker red, yellow, green and blue line. The closer the applicant's score aligns to the position's score, the better the applicant will perform in the position with respect to behavior.



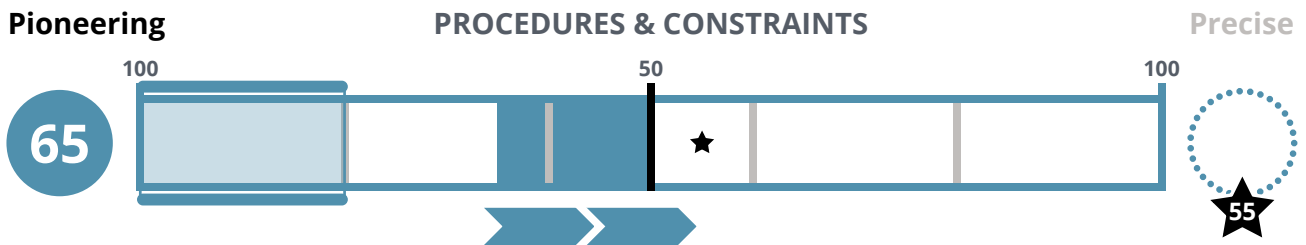
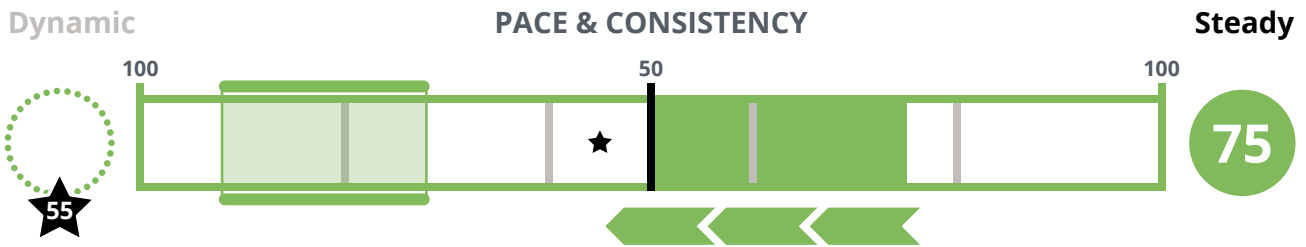
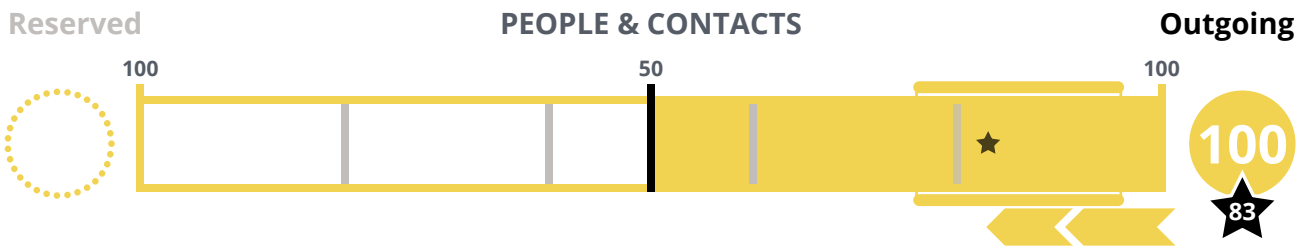
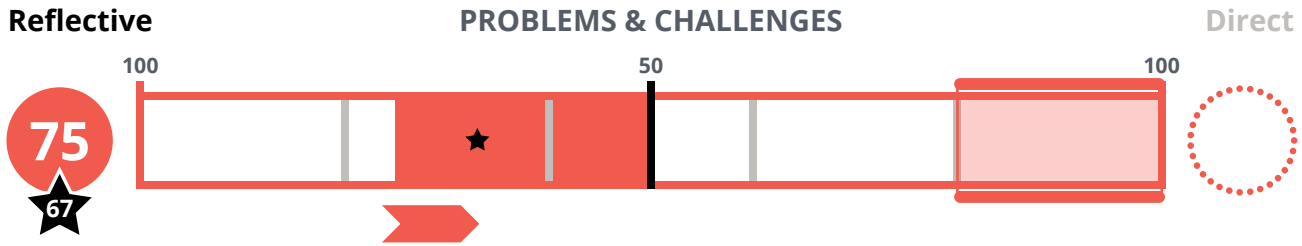
 Job Range (20 point range)

Behavioral Continuum

Samuel Sample



Everyone has a varying level of the four main behavioral factors that create their own, personal style. Each side of those factors lives on a continuum, and the combination influences individuals' level of engagement in different situations. The graph below is a visual representation of where Samuel falls within each continuum.

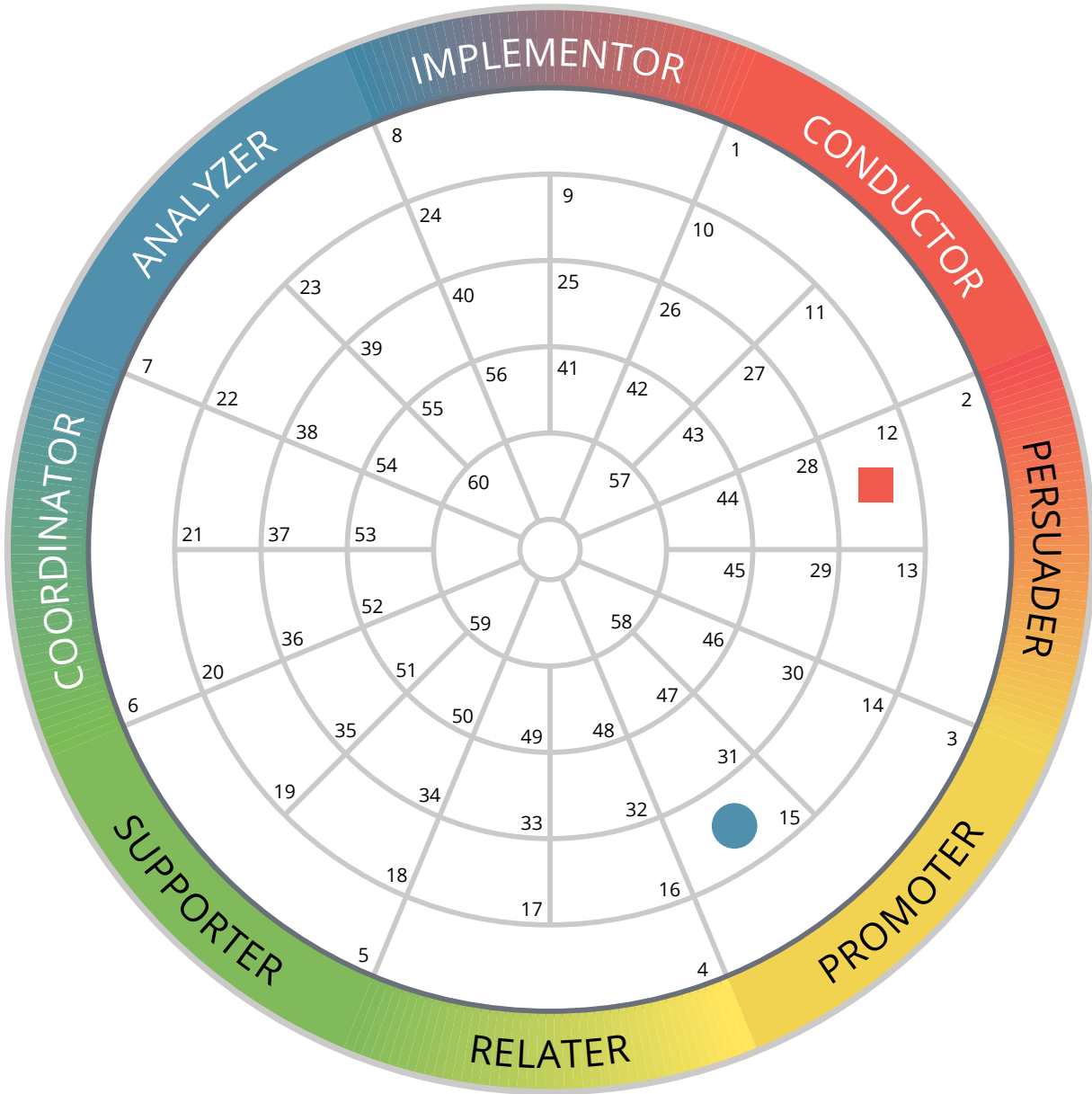


- ★ Adapted Position
- ➡ Adapted Movement

▭ Job Range (20 point range)

Norm 2021 R4
8-19-2021

The Success Insights® Wheel











- Job - (12) CONDUCTING PERSUADER
- Samuel Sample - (15) RELATING PROMOTER






Comparison Analysis

For Consulting And Coaching



Primary Driving Forces Cluster	Zone Range	Person
1. Commanding	49 — 73	50 
2. Intentional	49 — 74	100 
3. Selfless	40 — 62	15 
4. Objective	49 — 71	83 

Job Behavioral Hierarchy	Zone Range	Person
1. Competitive	73 — 100	30 
2. Urgency	70 — 100	25 
3. Frequent Change	73 — 100	58 
4. Interaction	83 — 100	90 

-  Exact match
-  Fair compatibility
-  Good compatibility
-  Poor compatibility
-  Over-focused